


Evaporator cold room unit installation done

Mbsmpro | May 30, 2026 | www.mbsmpro.com


<https://mbsmpro.com/evaporator-cold-room-unit-installation-done/>






Evaporator cold room unit installation done

Great job getting that unit up! Installing an evaporator isn't exactly a walk in the park—it's heavy, precise work, and getting it leveled and piped correctly is a huge win.



evaporator-cold-room-unit-installation-done-g1 mbsmpro



evaporator-cold-room-unit-installation-done-g2 mbsmpro



evaporator-cold-room-unit-installation-done-g3 mbsmpro



evaporator-cold-room-unit-installation-done-g4 mbsmpro



evaporator-cold-room-unit-installation-done-g5 mbsmpro

Latest

- [Evaporator cold room unit installation done](#)
- [Conditioner Compressor Explosions](#)
- [LRA to TON Conversion Made Easy](#)
- [Tube écrasé ou anomalie de l'unité intérieure : Les pièges du diagnostic](#)
- [Guide de Dépannage de la Carte Inverter : Climatiseur Kolin KSM-IW20WAE](#)

- RCFF-2HP Capillary Tube for a Samsung 18000 BTU air conditioner
- Carbon brushes washing machine motors
- Chauffe-eau Junkers : Restauration d'un Classique
- WS57H Compressor, 1/6 hp, Capacitor Requirement 4mf
- Hisense inverter expert, installtion
- Copeland D3DS5-100X 10 HP Freezer Compressor
- Bitzer 6G-30.2Y: The High-Performance 30 HP Semi-Hermetic
- Réparer un chauffe-eau à gaz Olympic 6L
- Best piping practices for semi-hermetic systems
- Core ChauffeEau Junkers Mid-1980s to Late 1990s
- Not recommended R410A to R407c
- Details of refrigerant R134a
- The electrical circuit for a timer-based steam refrigerator is an interesting one
- Changing Filter 1/5 Hp
- 1/5 HP Compressor oil change: How much and how to do it right